

$$\textcircled{1} \text{ (a) } \lim_{x \rightarrow 2} \frac{x^2 - 5x + 6}{x^2 - 4} = \lim_{x \rightarrow 2} \frac{\cancel{(x-2)}(x-3)}{(x+2)\cancel{(x-2)}} \stackrel{\text{DSP}}{=} \frac{2-3}{2+2} = \boxed{-1/4}$$

$$\begin{aligned} \text{(b) } \lim_{x \rightarrow 2} \frac{x-2}{\sqrt{2x}-2} &= \lim_{x \rightarrow 2} \frac{x-2}{\sqrt{2x}-2} \cdot \frac{\sqrt{2x}+2}{\sqrt{2x}+2} \\ &= \lim_{x \rightarrow 2} \frac{(x-2)(\sqrt{2x}+2)}{2x-4} = \lim_{x \rightarrow 2} \frac{\cancel{(x-2)}(\sqrt{2x}+2)}{2\cancel{(x-2)}} \\ &= \frac{\sqrt{2 \cdot 2} + 2}{2} = \frac{4}{2} = \boxed{2} \end{aligned}$$

$$\begin{aligned} \text{(c) } \lim_{x \rightarrow \infty} \frac{1+1000x}{10+x^2} &= \lim_{x \rightarrow \infty} \frac{1+1000x}{10+x^2} \cdot \frac{1/x^2}{1/x^2} \\ &= \lim_{x \rightarrow \infty} \frac{1/x^2 + 1000/x}{10/x^2 + 1} = \frac{1/\infty + 1000/\infty}{10/\infty + 1} \\ &= \frac{0}{1} = \boxed{0} \end{aligned}$$

$$\text{(d) } \lim_{x \rightarrow 2^+} \frac{x}{x-2} = \frac{2}{0^+} = \boxed{\infty}$$

$$\begin{aligned} \text{(e) } \lim_{x \rightarrow 1} \frac{x^2 - 3x + 2}{\frac{2}{x+3} - \frac{1}{x+1}} &= \lim_{x \rightarrow 1} \frac{x^2 - 3x + 2}{\frac{2}{x+3} \cdot \frac{x+1}{x+1} - \frac{1}{x+1} \cdot \frac{x+3}{x+3}} \\ &= \frac{(x-1)(x-2)}{\frac{(2x+2) - (x+3)}{(x+1)(x+3)}} = \frac{\cancel{(x-1)}(x-2)(x+1)(x+3)}{\cancel{x-1}} \\ &\stackrel{\text{DSP}}{=} \frac{(1-2)(1+1)(1+3)}{1} = -1 \cdot 2 \cdot 4 = \boxed{-8} \end{aligned}$$

$$\begin{aligned}
 \textcircled{2} \quad (a) \quad \frac{d}{dx} (x^2 + x\sqrt{x} + 2\sqrt{2}) &= \frac{d}{dx} x^2 + \frac{d}{dx} x^{3/2} + \frac{d}{dx} 2\sqrt{2} \\
 &= 2x + \frac{3}{2} x^{1/2} + 0 \\
 &= \boxed{2x + \frac{3}{2}\sqrt{x}}
 \end{aligned}$$

$$(b) \quad g(1) = 16 \quad g'(1) = 8$$

$$f(t) = t^2 \sqrt{g(t)}$$

$$f'(t) = 2t \sqrt{g(t)} + t^2 \cdot \frac{1}{2\sqrt{g(t)}} g'(t)$$

$$\Rightarrow f'(1) = 2 \cdot 1 \cdot \sqrt{16} + 1^2 \cdot \frac{1}{2\sqrt{16}} \cdot 8 = 2 \cdot 4 + \frac{1}{8} \cdot 8$$

$$= 8 + 1 = \boxed{9}$$

$$(c) \quad \left(\pi (x^3 + x)^3 (7x - 1)^{3/2} \right)'$$

$$= \pi \cdot \left[(x^3 + x)^3 \right]' (7x - 1)^{3/2} + \pi (x^3 + x)^3 \left[(7x - 1)^{3/2} \right]'$$

$$= \boxed{\pi \cdot 3(x^3 + x)^2 \cdot (3x^2 + 1) \cdot (7x - 1)^{3/2} + \pi (x^3 + x)^3 \cdot \frac{3}{2} (7x - 1)^{1/2} \cdot 7}$$

$$(d) \quad \frac{d^2}{dx^2} \left(x^3 + \frac{1}{x^3} \right) = \frac{d}{dx} \left(3x^2 - 3 \cdot \frac{1}{x^4} \right)$$

$$= \boxed{6x + 12 \cdot \frac{1}{x^5}}$$

$$(e) \quad \frac{d}{dx} \left(x + \sqrt{x^2 + x^3} \right)^4 = 4 \left(x + \sqrt{x^2 + x^3} \right)^3 \cdot \frac{d}{dx} \left(x + \sqrt{x^2 + x^3} \right)$$

$$= \boxed{4 \left(x + \sqrt{x^2 + x^3} \right)^3 \cdot \left(1 + \frac{1}{2\sqrt{x^2 + x^3}} \cdot (2x + 3x^2) \right)}$$

$$(2) \quad (a) \quad f(x) = \sqrt{x^2+1}$$

$$f'(x) = \lim_{h \rightarrow 0} \frac{\sqrt{(x+h)^2+1} - \sqrt{x^2+1}}{h}$$

$$= \lim_{h \rightarrow 0} \frac{\sqrt{(x+h)^2+1} - \sqrt{x^2+1}}{h} \cdot \frac{\sqrt{(x+h)^2+1} + \sqrt{x^2+1}}{\sqrt{(x+h)^2+1} + \sqrt{x^2+1}}$$

$$= \lim_{h \rightarrow 0} \frac{(x+h)^2+1 - x^2-1}{h \cdot (\sqrt{(x+h)^2+1} + \sqrt{x^2+1})} = \lim_{h \rightarrow 0} \frac{\cancel{x^2} + 2xh + h^2 - \cancel{x^2}}{h \cdot (\sqrt{(x+h)^2+1} + \sqrt{x^2+1})}$$

$$= \lim_{h \rightarrow 0} \frac{h(2x+h)}{h(\sqrt{(x+h)^2+1} + \sqrt{x^2+1})} \stackrel{\text{DSP}}{=} \frac{2x+0}{\sqrt{(x+0)^2+1} + \sqrt{x^2+1}} = \frac{2x}{2\sqrt{x^2+1}}$$

$$= \boxed{\frac{x}{\sqrt{x^2+1}}}$$

$$(b) \quad \frac{d}{dx} \sqrt{x^2+1} = \frac{1}{2\sqrt{x^2+1}} \cdot \frac{d}{dx} (x^2+1) = \frac{1}{2\sqrt{x^2+1}} \cdot 2x$$

$$= \frac{x}{\sqrt{x^2+1}} \quad \checkmark$$

④ (a)

$$s(t) = t^3 - \frac{3}{2}t^2 - 21t + 1$$

$$v(t) = s'(t) = 3t^2 - 3t - 21$$

$$a(t) = v'(t) = 6t - 3$$

$$(b) \quad v(t) = 0 \quad \Leftrightarrow \quad 3(t^2 - t - 7) = 0$$

$$\Leftrightarrow t = \frac{1 \pm \sqrt{(-1)^2 - 4 \cdot (-7)}}{2} = \boxed{\frac{1 \pm \sqrt{29}}{2}}$$

5

$$f(x) = x^3 - 12x$$

$$f'(x) = 3x^2 - 12 = 3(x^2 - 4) = 3(x+2)(x-2)$$

crit. numbers -2 & $+2$.

	← $\begin{array}{c} -2 \quad 2 \end{array}$ →		
$3(x+2)$	-	+	+
$(x-2)$	-	-	+
f'	+	-	+
f	↗	↘	↗

local max @ $(-2, f(-2))$
 $= (-2, 16)$

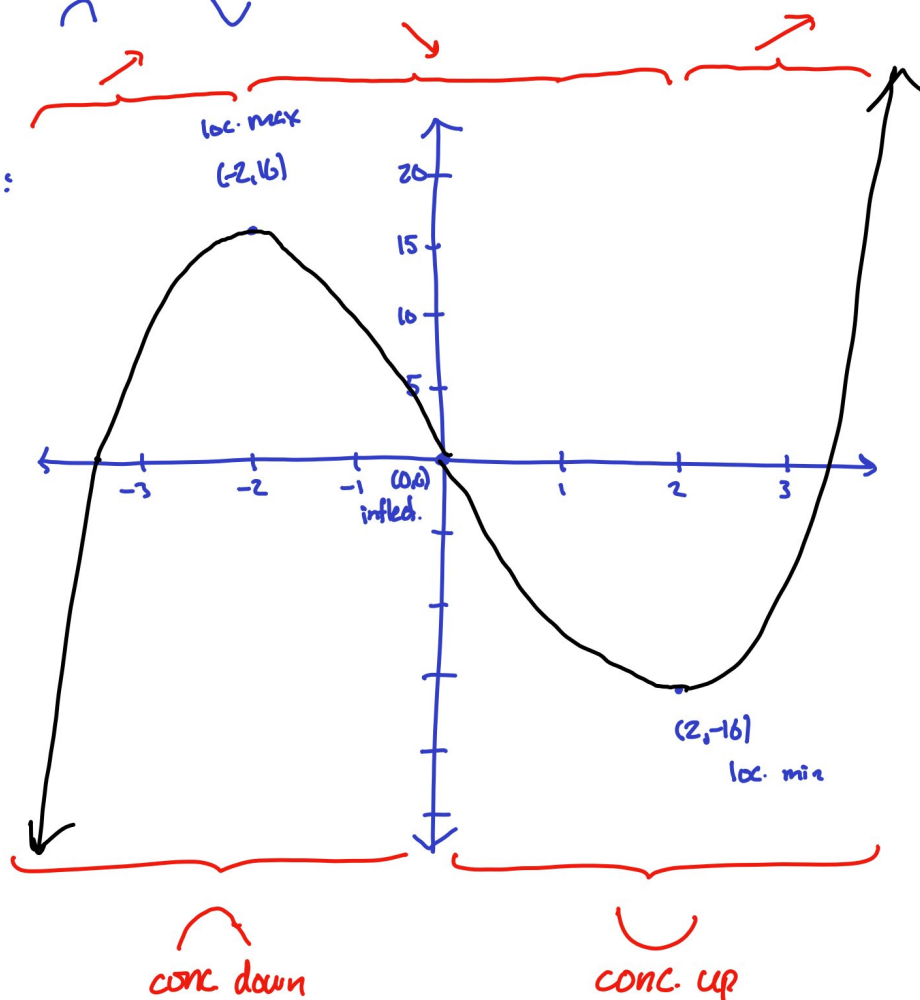
local min @ $(2, f(2))$
 $= (2, -16)$

$$f''(x) = 6x$$

	← $\begin{array}{c} 0 \end{array}$ →	
f''	-	+
f	∩	∪

inflection pt. @ $(0, f(0))$
 $= (0, 0)$

Sketch:



6



$$V = \frac{4}{3} \pi r^3$$

$$\Rightarrow V' = \frac{4}{3} \pi \cdot 3r^2 \cdot r'$$

At key moment:

$$\begin{aligned} 60 &= \frac{4}{3} \pi \cdot 3 \cdot 5^2 \cdot r' \\ &= 100 \pi r' \end{aligned}$$

$$\Rightarrow r' = \frac{60}{100\pi} = \boxed{\frac{3}{5\pi}}$$

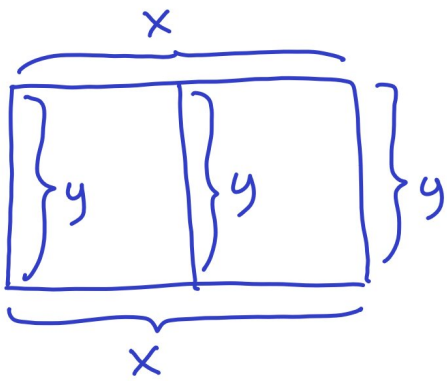
At key moment:

$$V' = 60 \quad (\text{in}^3/\text{min})$$

$$r = 5 \quad (\text{in.}) \quad \text{since diam} = 10$$

radius is growing by
 $\frac{3}{5\pi}$ in. per minute.

7



$$\text{amount of fence} = 2x + 3y = 1200$$

$$\text{Area} = A = xy$$

We can solve for y to write A as a function of x alone:

$$3y = 1200 - 2x$$

$$y = 400 - \frac{2}{3}x$$

$$A(x) = x \cdot \left(400 - \frac{2}{3}x\right)$$

feasible values of x : $x \geq 0$ & $y \geq 0$

$$\Leftrightarrow x \geq 0 \text{ \& } \frac{2}{3}x \leq 400$$

$$\Leftrightarrow x \geq 0 \text{ \& } x \leq 600$$

So the interval is $[0, 600]$.

We want the max of $A(x) = x(400 - \frac{2}{3}x)$ on $[0, 600]$. We can use the closed interval method:

$$A'(x) = 1 \cdot (400 - \frac{2}{3}x) + x \cdot (-\frac{2}{3}) = 400 - \frac{4}{3}x$$

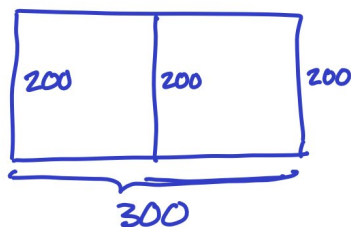
$$\Rightarrow \text{crit. pt. where } 400 = \frac{4}{3}x \Leftrightarrow \underline{x=300}$$

$$A(0) = 0 \cdot 400 = 0$$

$$A(300) = 300 \cdot 200 = 60,000 \leftarrow \underline{\underline{\text{max.}}}$$

$$A(600) = 600 \cdot 0 = 0$$

So the optimal dimensions are $x=300$, $y=200$



$$(8) \quad S(t) = 3t^2 - t^3$$

$$(a) \quad \text{avg. rate} = \frac{\text{total snowfall}}{\text{time}} = \frac{S(2) - S(0)}{2 - 0}$$
$$= \frac{3 \cdot 2^2 - 2^3 - 0}{2} = \frac{4}{2} = \boxed{2} \quad \text{inches/hour.}$$

$$(b) \quad S'(t) = 6t - 3t^2$$

$$\text{rate @ 30 min.} = \text{rate @ } t = \frac{1}{2} = 6 \cdot \frac{1}{2} - 3 \cdot \left(\frac{1}{2}\right)^2 = 3 - \frac{3}{4}$$
$$= \boxed{\frac{9}{4}} \quad \text{in./hr.}$$

(c) We want the maximum value of $S'(t) = 6t - 3t^2$ on $[0, 2]$.
Using the closed interval method.

$$S''(t) = 6 - 6t, \text{ which is } 0 \text{ @ } t = 1.$$

Test $t = 1$ & endpoints:

$$S'(0) = 6 \cdot 0 - 3 \cdot 0 = 0$$

$$S'(1) = 6 \cdot 1 - 3 \cdot 1 = 3 \quad \leftarrow \text{max.}$$

$$S'(2) = 6 \cdot 2 - 3 \cdot 4 = 0$$

So the snow was falling fastest at $t = 1$
(halfway through the storm), when it was
falling at an instantaneous rate of 3 inches per hour.

$$(9) \quad f(x) = \frac{x^3}{(x-1)^2}$$

$$(a) \quad f'(x) = \frac{3x^2(x-1)^2 - x^3 \cdot 2(x-1)}{((x-1)^2)^2} = \frac{x^2(x-1) \cdot [3(x-1) - 2x]}{(x-1)^4}$$

$$= \frac{x^2 \cancel{(x-1)} (x-3)}{(x-1)^{4-1}} = \frac{x^2(x-3)}{(x-1)^3}$$

(b) num. is 0 @ $x=0$ & $x=3$ | Critical numbers are
 undef. (denom 0) @ $x=1$ | 0, 1, & 3.

(c) The "local max/min/neither" question is not relevant at $x=1$, since $f(x)$ itself is not defined there.

(d) Sign analysis.

	← 0 1 3 →			
x^2	+	+	+	+
$(x-3)$	-	-	-	+
$\frac{1}{(x-1)^3}$	-	-	+	+
f'	+	+	-	+
f	↗	↗	↘	↗

1st deriv. test:

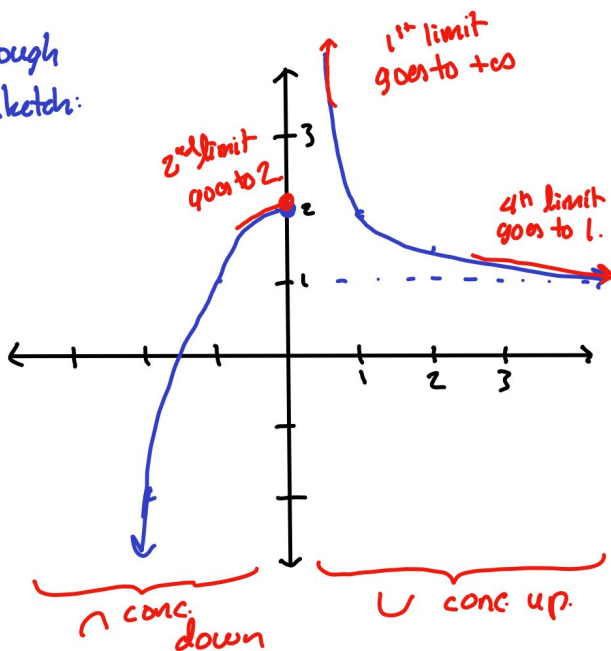
$x=0$ is neither a max nor a min. (↗↗)

$x=3$ is a local min. (↘↗)

(10)

$$g(x) = \begin{cases} 2-x^2 & x \leq 0 \\ 1 + \frac{1}{x} & x > 0 \end{cases}$$

(a) Rough sketch:



How to draw this: $2-x^2$

is like $y=x^2$, but vertically flipped & then translated up 2 units.

(draw for $x \leq 0$)

$1 + \frac{1}{x}$ is like $y = \frac{1}{x}$, but translated up one unit.

(b)

$$\lim_{x \rightarrow 0^+} g(x) = +\infty$$

(see red marks above for how to see these in the graph).

$$\lim_{x \rightarrow 0^-} g(x) = 2$$

$\lim_{x \rightarrow 0} g(x)$ does not exist, since the one-sided limits disagree.

$$\lim_{x \rightarrow \infty} g(x) = 1.$$

(c) As drawn above, the graph is concave down for $x < 0$ & concave up for $x > 0$.

The concavity changes @ $x=0$, but this is not considered an inflection point since it is a discontinuity of the graph (infinite discontinuity).